

Year 6 Shelter building Knowledge Organiser

Key Skills

- ◇ Use techniques that involve resourcefulness, resilience and innovation when trying to solve a problem during the process of making.
- ◇ Using a range of materials and components.
- ◇ Selects materials and components suitable to the task.

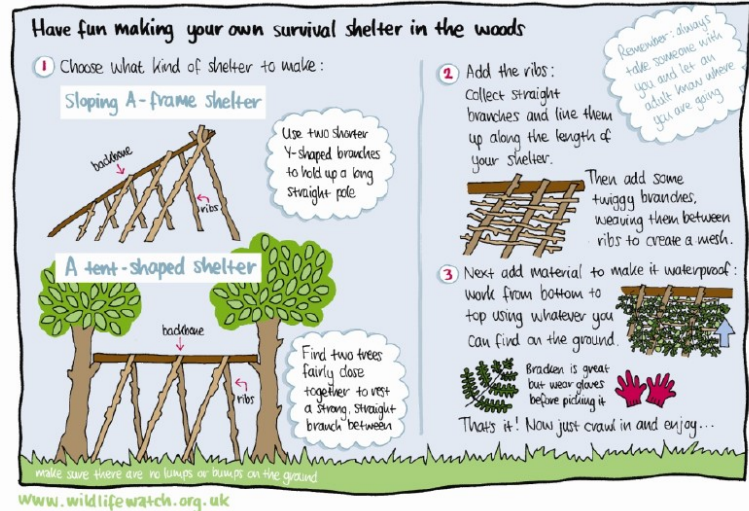
Sticky Knowledge

- ◇ Produce a list of tools, materials and components suitable for completing.
- ◇ Explain their choices, giving evidence.
- ◇ Formulate a step by step plan for the designing and making process.
- ◇ Explain next steps in their learning drawing on their prior experience.

Key vocabulary

Waterproof	A material that keeps out water.
Sloping	inclined from a horizontal or vertical line
Weave	form (fabric or a fabric item) by interlacing long threads passing in one direction with others at a right angle to them.
Backbone	Strong straight, singular form of support
Ribs	a long raised piece of strengthening or supporting material.
Structure	A building or other object constructed from several parts.

How to build a survival shelter



Key Designer

Edward Michael "Bear" Grylls OBE is a British adventurer, writer, television presenter and businessman. He has written and published many guides on shelter building using his adventurous experiences to help him.

Year 5 Recycled Bag Knowledge Organiser

Key Skills

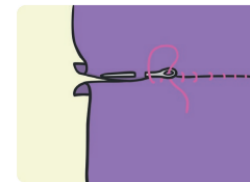
- ◇ Use more complex stitches such as the invisible stitch, slip stitch and hemming stitch.
- ◇ Develop a design specification to guide their designs.
- ◇ Critically evaluate the quality of the design, manufacture and fit for

Sticky Knowledge

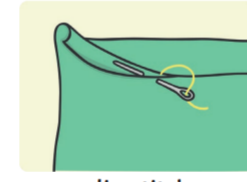
- ◇ Produce a list of materials and tools best suited to the needs of the user and product.
- ◇ Understand the importance of sustainable production.
- ◇ Carry out research and interviews of intended users to find out their wants, needs and preferences.
- ◇ Make design based on time and resource constraints.

Key vocabulary

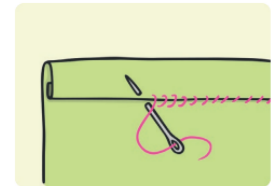
Recycled	convert (waste) into reusable material.
Reclaimed	recover (waste material) for reuse; recycle
Sustainable	conserving an ecological balance by avoiding depletion of
Invisible stitch	a method of joining two pieces of fabric so that the
Slip stitch	a hand stitch that you can use to join a folded edge of fabric to another piece of fabric - for example, for hem-
Hemming stitch	a decorative thread work or openwork hand-sewing tech-



invisible stitch



slip stitch



hemming stitch



Top Designer

Eileen Fisher is a sustainable womenswear brand selling wardrobe essentials, from casual clothing to timeless and elegant pieces, from the famous fashion designer of the same name, Eileen Fisher.

The fashion label offers minimalist, recycled, and organic bags made from reclaimed materials. It commits to sourcing eco-friendly fabrics and paying its workers a living

Year 4 Money containers cooking Knowledge

Key Skills


- ◇ Able to apply several finishing techniques.
- ◇ Model using prototypes and pattern pieces.
- ◇ Investigate and analyse how well their product has been designed and made.
- ◇ Use of variety of stitches.

Sticky Knowledge

- ◇ Indicate the design features of their product.
- ◇ Make design decisions with availability of resources in mind.
- ◇ Describe the purpose of the products.

Key vocabulary

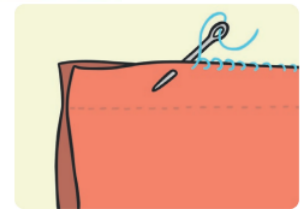
Back stitch	A method of sewing with overlapping stitches.
Basting stitch	A long running stitch to hold two or more layers.
Overcast stitch	A stitch used to enclose a raw, or unfinished, seam or
Fastener	A device that closes or secures something
Container	an object for holding or transporting something.
Pattern piece	A flat template, made of paper or card, that is used as
Embroidery	Using a needle to apply thread or yarn to add detail. Embroidery may also incorporate other materials such as pearls, beads, quills, and sequins .




basting stitch



backstitch



overcast stitch/whipstitch



Key Designer

Lowell Harder is creator and designer for the British purse and handbag brand Radley. The brand is infamous for its recognisable dog shaped logo and hide design. Lowell was initially inspired by Indian leather and unique designs produced in India.

Year 3 Stone age round house Knowledge Organiser

Key Skills

- ◇ To create a strong structure.
- ◇ To use a wide range of materials
- ◇ To create logical steps for making.

Sticky Knowledge

- ◇ To identify structural features and their purpose.
- ◇ To use and apply technical vocabulary.
- ◇ Use research to develop a design criteria.

Key vocabulary

Wattle	A material for making fences, walls, etc., consisting of
Woven	Past tense of weave.
Dowel	A peg or thin piece of wood used for holding together
Struts	A rod or bar forming part of a framework and designed
Daub	Plaster, clay, or another substance used for coating a surface, especially when mixed with straw and applied to laths or wattles to form a wall.
Model	A three-dimensional representation of a structure, on a



Key Designer

Roundhouses were the standard form of housing built in Britain from the Bronze Age throughout the Iron Age, and in some areas well into the Roman period. The people built walls made of either stone or of wooden posts joined by wattle-and-daub panels, and topped with a conical thatched roof.

Year 2 Hand puppets Knowledge Organiser

Key Skills

- ◇ To observe closely and record from first hand observations.
- ◇ To ask and answer questions as a starting point for their own work.
- ◇ To use sewing as a joining technique.
- ◇ To use a template to mark out designs upon fabrics

Sticky Knowledge

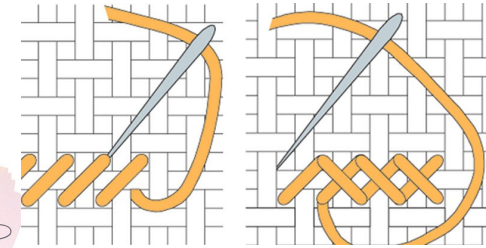
- ◇ Puppets can be different in size, shape and the material used to create the puppet.
- ◇ The appearance of a puppet reflects its intended purpose.
- ◇ Sewing can be used to join two or more materials together.

Key vocabulary

Aesthetics	How a product looks
Method	A step by step plan for making a product.
Fabric	A material made by weaving together cotton, wool, nylons or other threads.
Hand Puppet	A puppet that can be moved by placing a hand inside of the puppet.
Materials	A solid substance that can be used to make a product from.
Running Stitch	A loop of thread created when moving a needle through a piece of material when sewing.
Cross stitch	A stitch formed by crossing two pieces of thread over one another.



Running stitch



Cross stitch



Key Designer

- I am William Baird I was a puppeteer for 60 years.
- I lived from August 15, 1904 - March 18, 1987
- One of my better known creations

Year 1 Weaving Knowledge Organiser

Key Skills

- ◇ To Join two materials together.
- ◇ To use existing products to create their own designs.
- ◇ Measures, marks out, shapes and cuts out most materials.



Weaving template

Sticky Knowledge

- ◇ State what products they are designing and making and able to describe what they are used for.
- ◇ Plans by suggesting what to do next.
- ◇ Say whether products are for themselves or others.
- ◇ Uses a range of materials and textiles.



Recycle



Fabric

Key vocabulary

Weaving	the craft or action of forming fabric by interlacing
Materials	A solid substance that can be used to make a product
Fabric	A material made by weaving together cotton, wool, nylons
Design	An outline sketch or plan.
Evaluate	To look at a product critically to decide how it may be
Template	a shaped piece of rigid material used as a pattern for
Recycle	convert (waste) into reusable material.



Key Designer

- My Name is **Gunta Stölzl** I am a German textile artist.
- I lived from 5 March 1897—22 April 1983.
- I was the first female master at Bauhaus Weaving Workshop.